

SYSTEM DATASHEET

Ceiling cladding OSF - 2x12,5 GKB A + GKF DF/CD 60




on a structure of CD 60 profiles, hybrid with double cladding of GKB type A boards, thickness: 12.5 mm and type DF with a thickness of 12.5 mm



Ceiling cladding elements

1. Norgips S GKB type A plasterboards of 12.5 mm thickness 12.5 mm
2. Norgips S GKF type DF gypsum plasterboard , thickness: 12.5 mm
3. Norgips CD 60 profiles, max. axial spacing every 40 cm**
4. Profile Norgips UD 30
5. Norgips ES/ES Plus hangers, max. spacing every 85 cm
6. Norgips crosswise connectors
7. Optional Norgips sealing tape, width 30 mm
8. Norgips 3.5 x 25 mm sheet metal screws, max. spacing every 40 cm
9. Norgips 3.5 x 35 mm sheet metal screws, max. spacing every 17 cm
10. Norgips 3.5 x 9.5 mm sheet metal screws with a self-tapping tip
11. Fastening pins, min. \varnothing 6 x 40 mm, max. spacing every 80 cm
12. Steel dowels, min. \varnothing 6 x 40 mm
13. Norgips Start & Finish ready-made joint compound or Norgips Start gypsum joint compound
14. Norgips reinforcing tape
15. Ready-made joint compound Norgips Extra Finish, ready-made joint compound Norgips Start & Finish, gypsum joint compound Norgips Finish

Technical data

 Fire resistance class EI 30 ¹⁾	 Wall mass 22 kg/m ²
 Cladding mass 24 kg/m ²	

The above-mentioned parameters apply to a partition made of sheet metal profiles with a thickness of 0.55 and 0.6 mm.

¹⁾ Based on classification no. LBO-1587-K/22

Standard

☆☆☆ SUPER

It provides a very stable building with the highest fire resistance, sound insulation and hardness.



