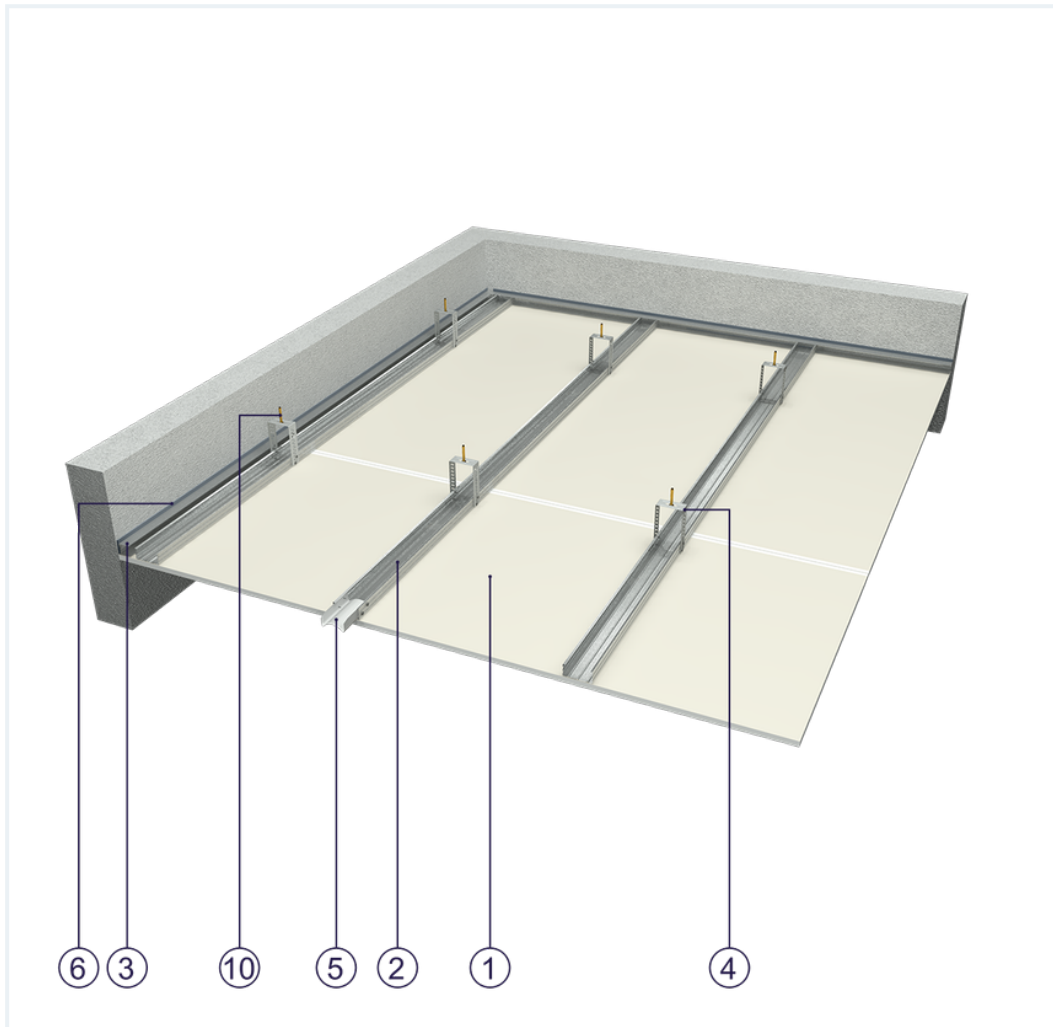


## SYSTEM DATASHEET

### Ceiling cladding OSF - 1x12,5 GKB A/CD 60 0,50

on a structure of CD 60 profiles made of sheet metal with a thickness of 0.5 mm with single-sheathing with GKB type A boards ,  
thickness: 12.5 mm



## Ceiling cladding elements

1. Norgips S GKB type A plasterboards of 12.5 mm thickness 12.5 mm
2. Norgips CD 60 profiles, max. axial spacing every 50 cm\*\*
3. Profile Norgips UD 30
4. Norgips ES/ES Plus hangers, max. spacing every 85 cm
5. Norgips crosswise connectors
6. Optional Norgips sealing tape, width 30 mm
7. Norgips 3.5 x 25 mm sheet metal screws, max. spacing every 17 cm
8. Norgips 3.5 x 9.5 mm sheet metal screws with a self-tapping tip
9. Fastening pins, min.  $\varnothing$  6 x 40 mm, max. spacing every 80 cm
10. Steel dowels, min.  $\varnothing$  6 x 40 mm
11. Norgips Start & Finish ready-made joint compound or Norgips Start gypsum joint compound
12. Norgips reinforcing tape
13. Ready-made joint compound Norgips Extra Finish, ready-made joint compound Norgips Start & Finish, gypsum joint compound Norgips Finish

## Technical data



Wall mass  
9 kg/m<sup>2</sup>



Cladding mass  
10 kg/m<sup>2</sup>

The above-mentioned parameters apply to a partition made of sheet metal profiles with a thickness of 0.5 mm.

## Standard



SMART

Provides a lightweight stable body with proven performance. The solution guarantees quality at an attractive price.



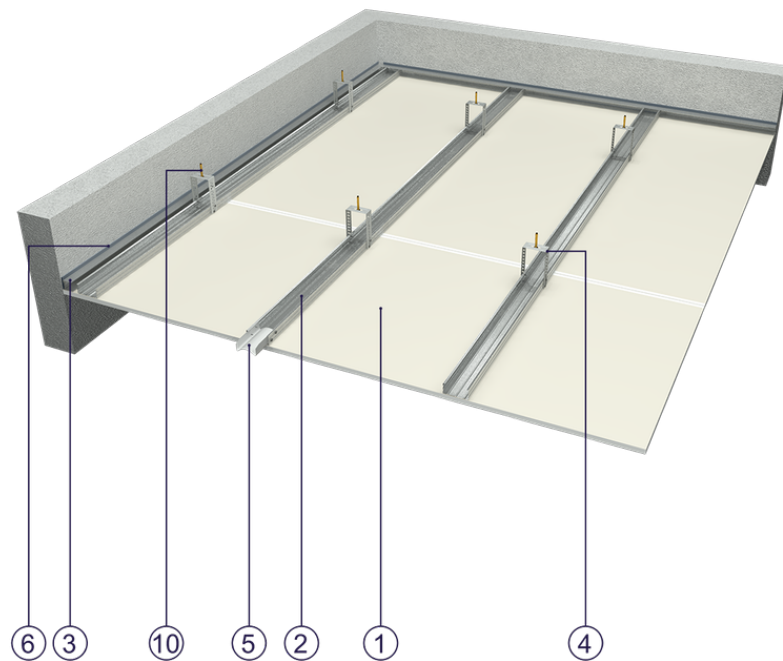


Fig. 1. Ceiling cladding view

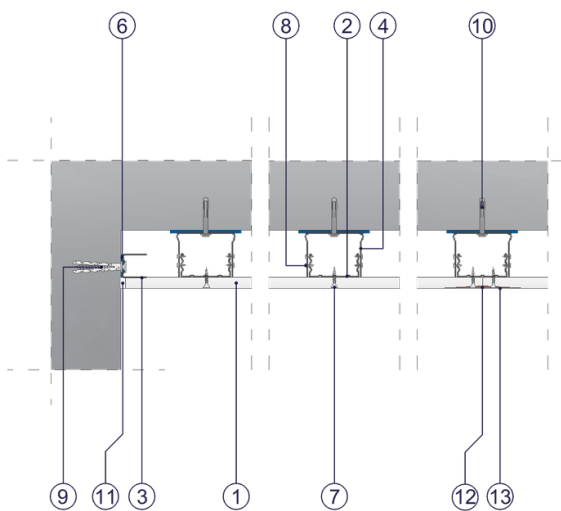


Fig. 2. Ceiling cladding horizontal section

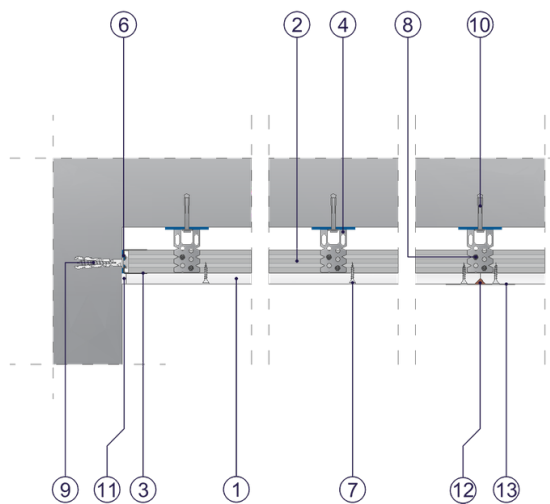


Fig. 3. Ceiling cladding vertical section