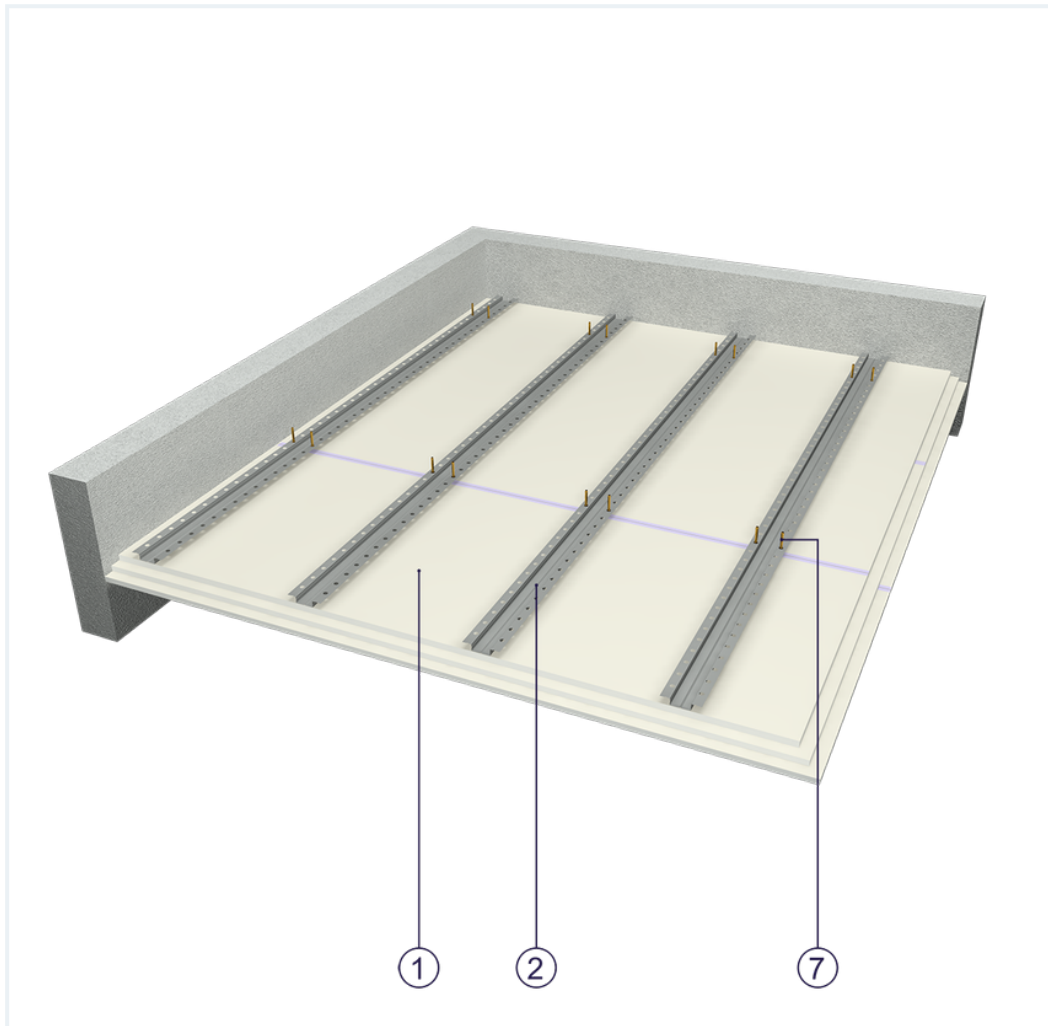


SYSTEM DATASHEET

Ceiling cladding OSF - 3x12,5 DFH2IRE/KAP

on a hat profile structure with triple DFH2IR boards. 12.5 mm



Ceiling cladding elements

1. Norgips S plasterboard type DFH2IR , thickness: 12.5 mm
2. Norgips top hat profiles, max. axial spacing every 40 cm
3. Optional Norgips sealing tape, width 30 mm
4. Norgips 3.5 x 25 mm sheet metal screws, max. spacing every 40 cm
5. Norgips 3.5 x 35 mm sheet metal screws, max. spacing every 40 cm
6. Norgips 3.5 x 55 mm sheet metal screws, max. spacing every 17 cm
7. Steel dowels, min. \varnothing 6 x 40 mm in two rows every 100 cm
8. Norgips Start & Finish ready-made joint compound or Norgips Start gypsum joint compound
9. Norgips reinforcing tape
10. Ready-made joint compound Norgips Extra Finish, ready-made joint compound Norgips Start & Finish, gypsum joint compound Norgips Finish

Technical data



Fire resistance class
EI 60 ¹⁾



Wall mass
37 kg/m²



Cladding mass
37 kg/m²

The above-mentioned parameters apply to a partition made of sheet metal profiles with a thickness of 0.6 mm.

In OSF - 3x12.5 DFH2IR/KAP, the use of sheet metal profiles with a thickness of

0.5 mm is not allowed.

¹⁾ Based on classification no. LBO-063-KZ/20

Standard

☆☆☆ SUPER

It provides a very stable building with the highest fire resistance, sound insulation and hardness. Increased moisture resistance.

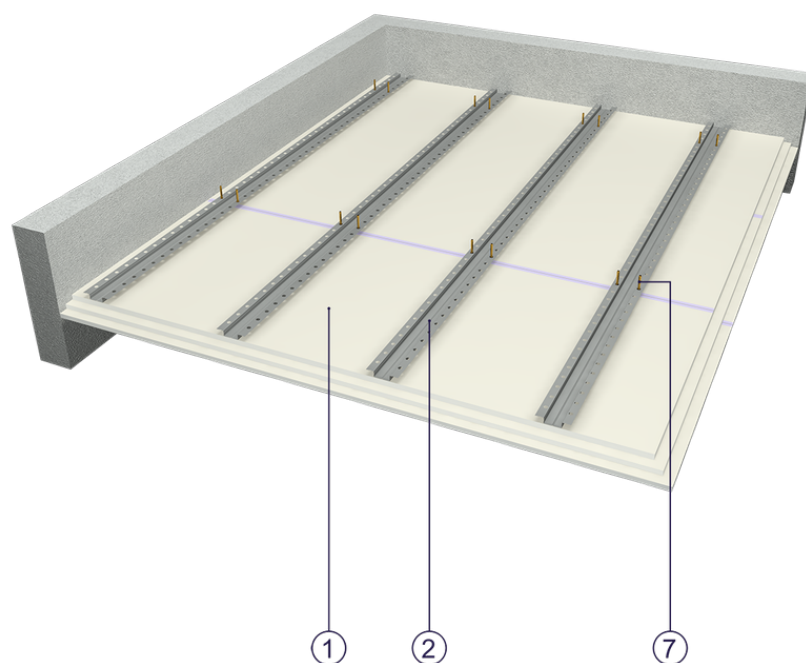


Fig. 1. Ceiling cladding view

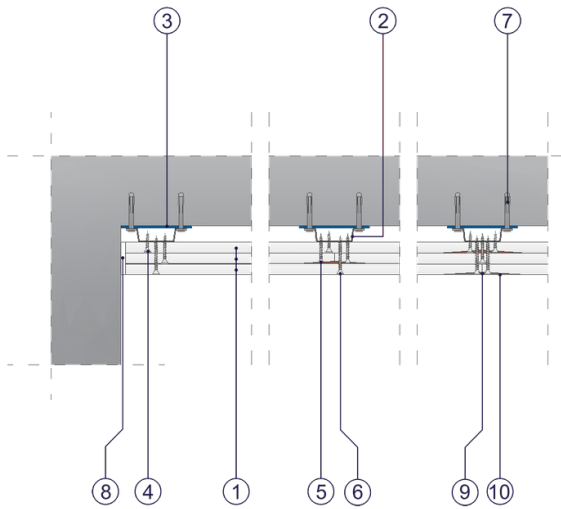


Fig. 2. Ceiling cladding horizontal section

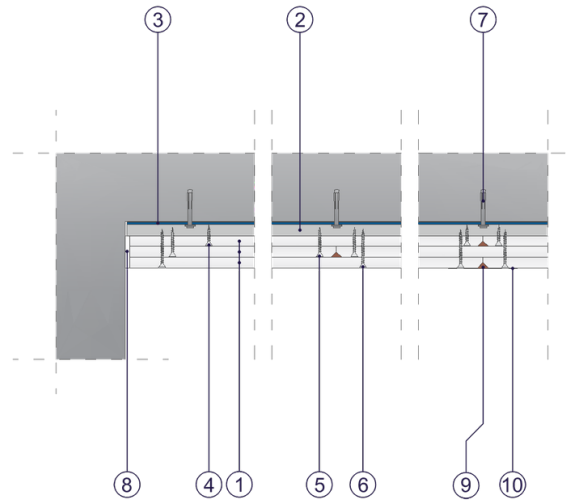


Fig. 3. Ceiling cladding vertical section