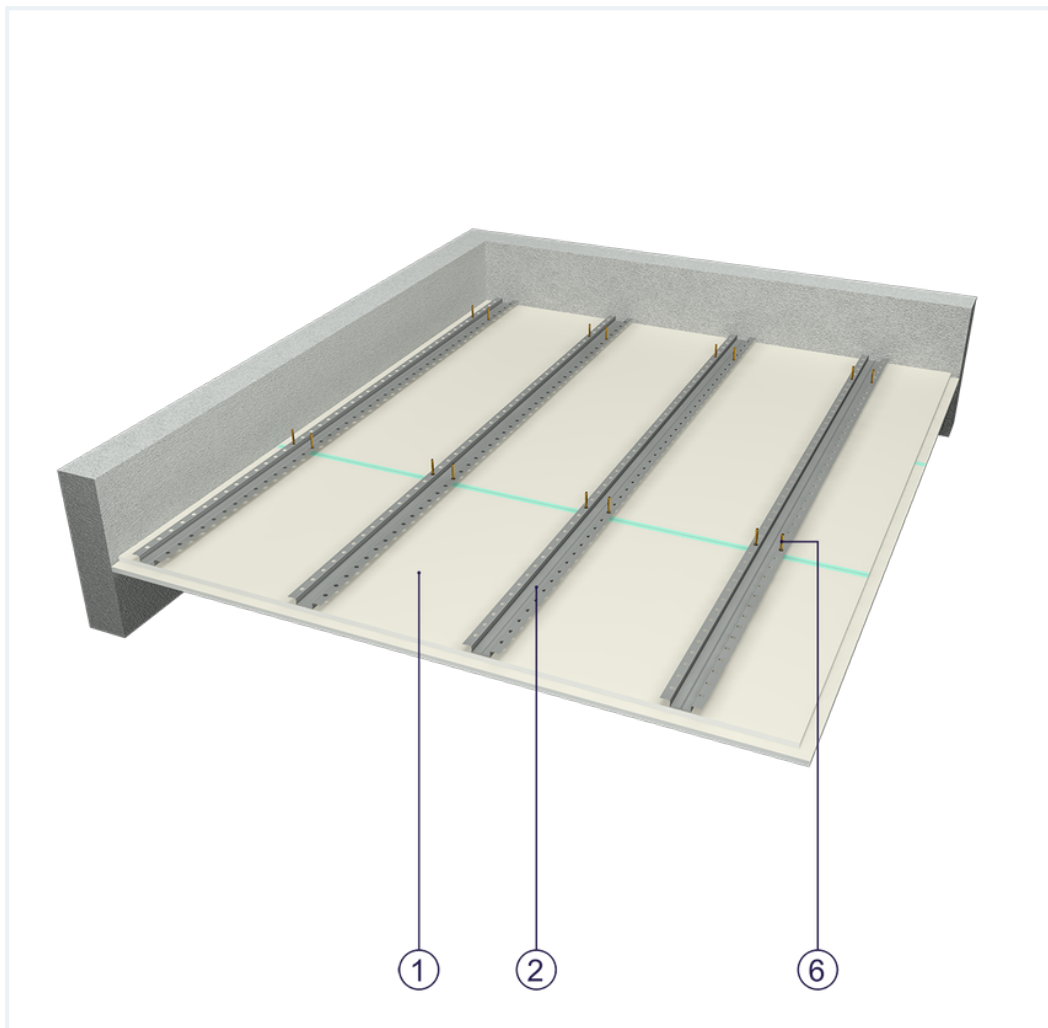


## SYSTEM DATASHEET

### Ceiling cladding OSF - 2x15 GKFI DFH2/KAP

on a hat profile structure with double skinned GKFI type DFH2 boards, thickness 15 mm



### Ceiling cladding elements

1. Norgips S GKFI type DFH2 gypsum plasterboard , thickness: 15 mm
2. Norgips top hat profiles, max. axial spacing every 40 cm
3. Optional Norgips sealing tape, width 30 mm
4. Norgips 3.5 x 25 mm sheet metal screws, max. spacing every 40 cm
5. Norgips 3.5 x 45 mm sheet metal screws, max. spacing every 17 cm
6. Steel dowels, min.  $\varnothing$  6 x 40 mm in two rows every 100 cm
7. Norgips Start & Finish ready-made joint compound or Norgips Start gypsum joint compound
8. Norgips reinforcing tape
9. Ready-made joint compound Norgips Extra Finish, ready-made joint compound Norgips Start & Finish, gypsum joint compound Norgips Finish

## Technical data



Fire resistance class  
EI 60 <sup>1)</sup>



Wall mass  
30 kg/m<sup>2</sup>



Cladding mass  
29 kg/m<sup>2</sup>

The above-mentioned parameters apply to a partition made of sheet metal profiles with a thickness of 0.55 and 0.6 mm.

In the OSF - 2x15 GKFI DFH2/KAP system, the use of sheet metal profiles with a thickness of 0.5 mm is not allowed.

<sup>1)</sup> Based on classification no. LBO-064-KZ/20

## Standard

☆☆☆ SUPER

It provides a very stable building with the highest fire resistance, sound insulation and hardness. Increased moisture resistance.

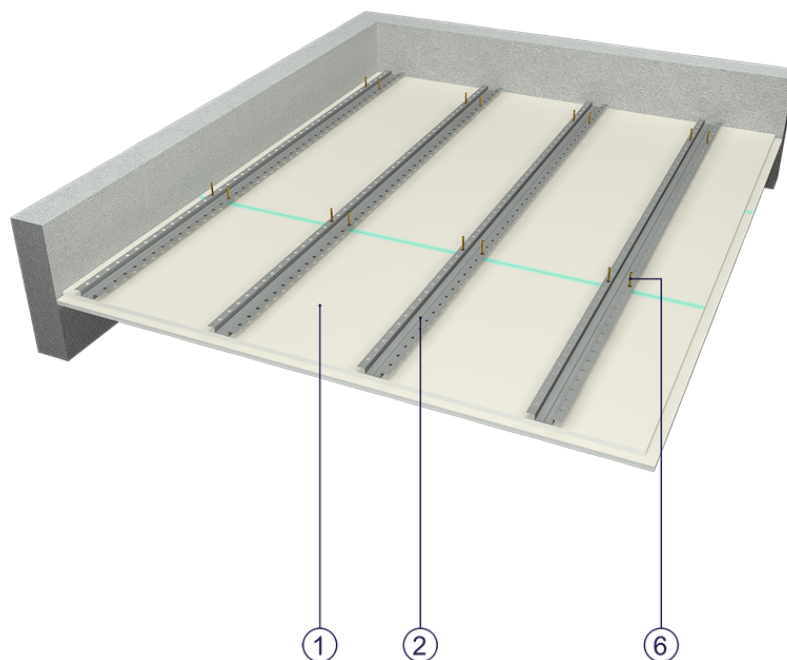


Fig. 1. Ceiling cladding view

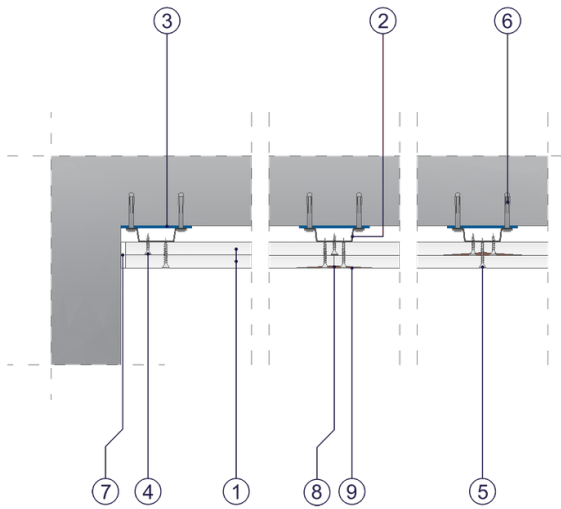


Fig. 2. Ceiling cladding horizontal section

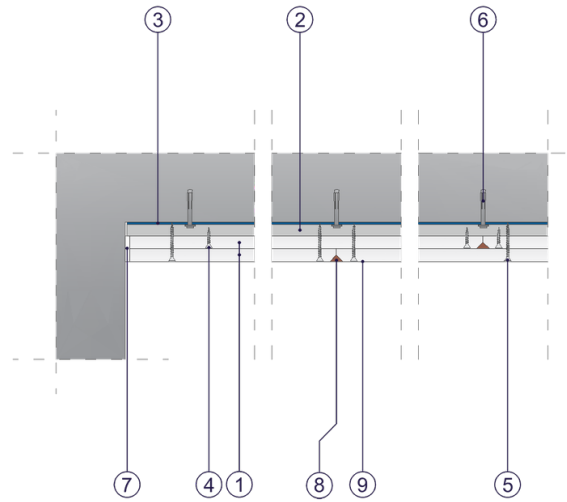


Fig. 3. Ceiling cladding vertical section