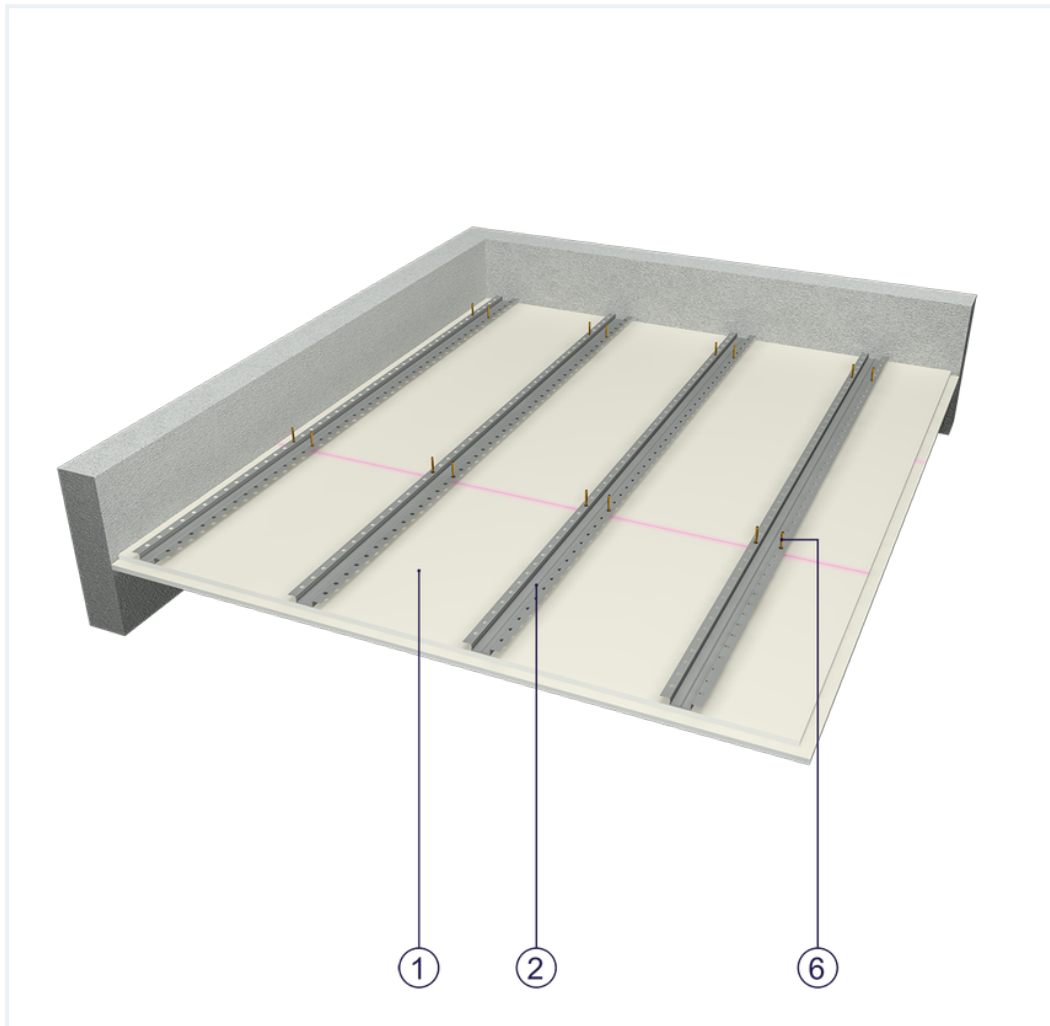


SYSTEM DATASHEET

Ceiling cladding OSF - 2x15 GKF DF/KAP

on a hat profile structure with double skin of DF type GKF boards with a thickness of 15 mm



Ceiling cladding elements

1. Norgips S GKF type DF gypsum plasterboard , thickness: 15 mm
2. Norgips top hat profiles, max. axial spacing every 40 cm
3. Optional Norgips sealing tape, width 30 mm
4. Norgips 3.5 x 25 mm sheet metal screws, max. spacing every 40 cm
5. Norgips 3.5 x 45 mm sheet metal screws, max. spacing every 17 cm
6. Steel dowels, min. \varnothing 6 x 40 mm in two rows every 100 cm
7. Norgips Start & Finish ready-made joint compound or Norgips Start gypsum joint compound
8. Norgips reinforcing tape
9. Ready-made joint compound Norgips Extra Finish, ready-made joint compound Norgips Start & Finish, gypsum joint compound Norgips Finish

Technical data



Fire resistance class
EI 60 ¹⁾



Wall mass
30 kg/m²



Cladding mass
29 kg/m²

The above-mentioned parameters apply to a partition made of sheet metal profiles with a thickness of 0.55 and 0.6 mm.

In the OSF - 2x15 GKF DF/KAP system, the use of sheet metal profiles with a thickness of 0.5 mm is not allowed.

¹⁾ Based on classification no. LBO-064-KZ/20

Standard

☆☆☆ SUPER

It provides a very stable building with the highest fire resistance, sound insulation and hardness.

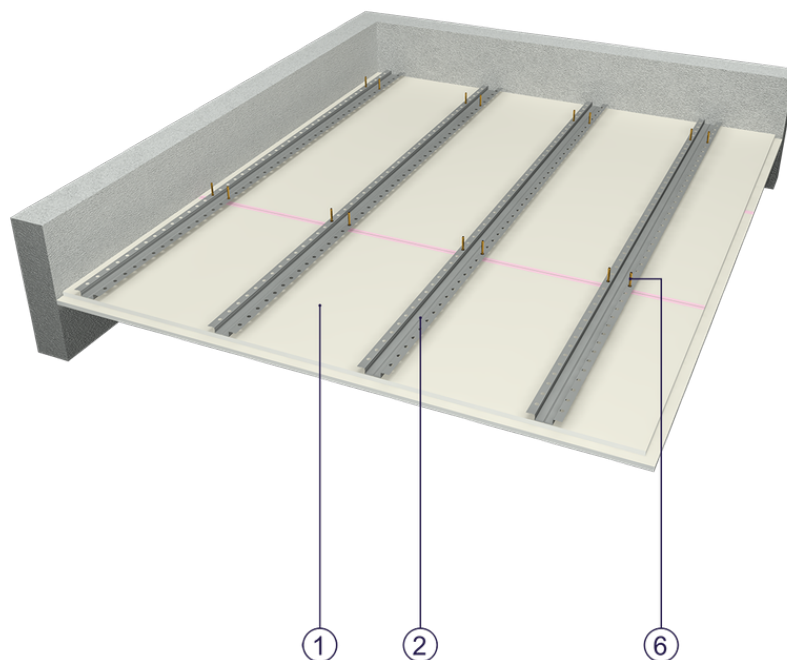


Fig. 1. Ceiling cladding view

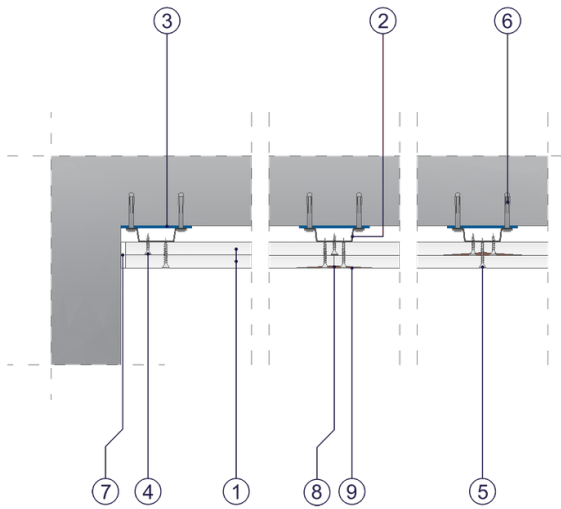


Fig. 2. Ceiling cladding horizontal section

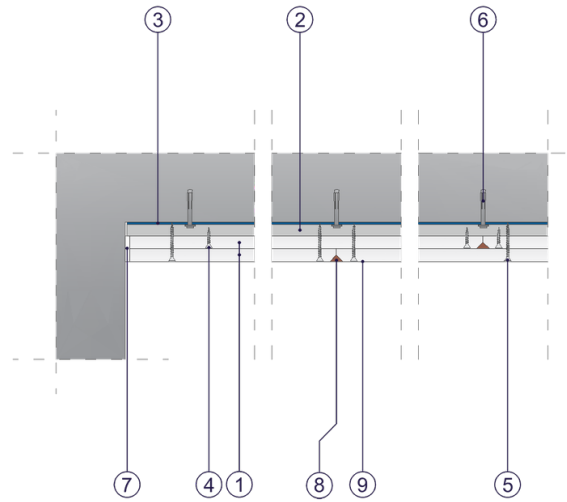


Fig. 3. Ceiling cladding vertical section