

## SYSTEM DATASHEET

### Ceiling cladding OSF - 1x9,5 GKB A/KAP

on a hat profile structure with single plasterboard sheathing, type A, with a thickness of 9.5 mm



### Ceiling cladding elements

1. Norgips S GKB type A plasterboards of 12.5 mm thickness 9.5 mm
2. Norgips top hat profiles, max. axial spacing every 50 cm
3. Optional Norgips sealing tape, width 30 mm
4. Norgips 3.5 x 25 mm sheet metal screws, max. spacing every 17 cm
5. Steel dowels, min.  $\varnothing$  6 x 40 mm in two rows every 100 cm
6. Norgips Start & Finish ready-made joint compound or Norgips Start gypsum joint compound
7. Norgips reinforcing tape
8. Ready-made joint compound Norgips Extra Finish, ready-made joint compound Norgips Start & Finish, gypsum joint compound Norgips Finish

## Technical data



Wall mass  
7 kg/m<sup>2</sup>



Cladding mass  
9 kg/m<sup>2</sup>

The above-mentioned parameters apply to a partition made of sheet metal profiles with a thickness of 0.55 and 0.6 mm.

## Standard

### ★ BASIC

Provides a lightweight stable building with basic fire resistance. A robust and cost-effective solution.

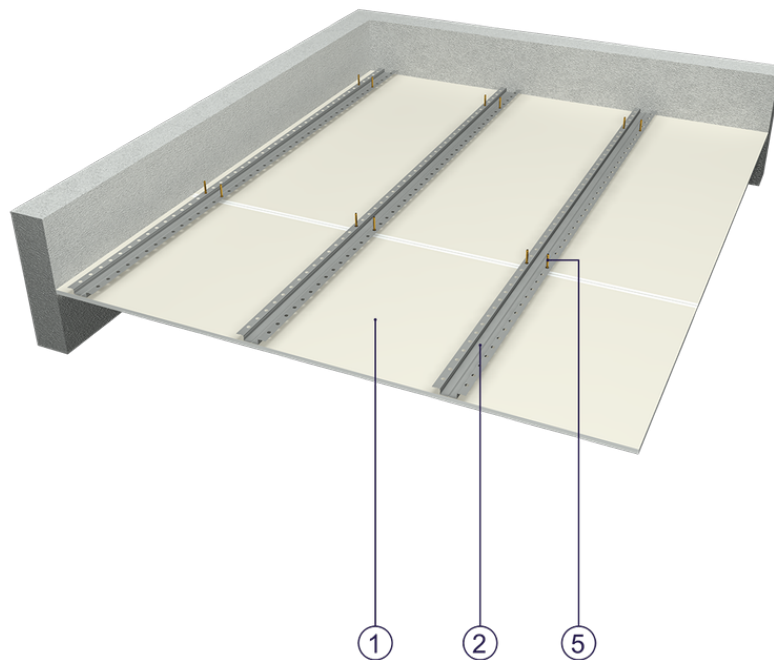


Fig. 1. Ceiling cladding view

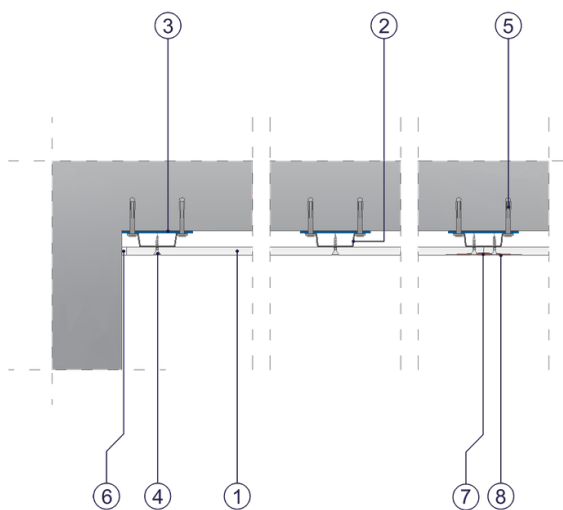


Fig. 2. Ceiling cladding horizontal section

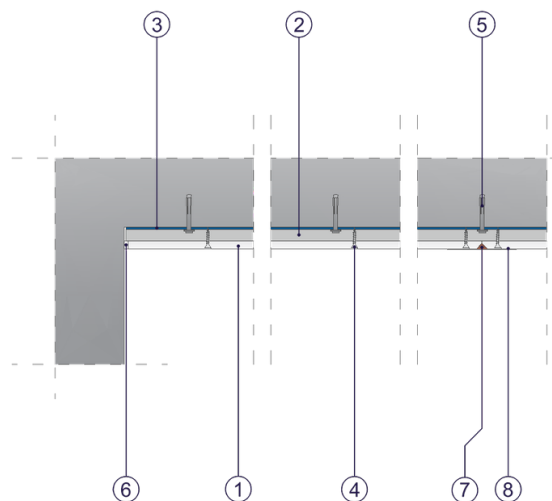


Fig. 3. Ceiling cladding vertical section