

Ceiling cladding elements

1. Norgips S GKBI type H2 gypsum plasterboard , thickness: 12.5 mm
2. Norgips CD 60 profiles, max. axial spacing every 50 cm**
3. Profile Norgips UD 30
4. Norgips ES/ES Plus hangers, max. spacing every 85 cm
5. Norgips crosswise connectors
6. Optional Norgips sealing tape, width 30 mm
7. Norgips 3.5 x 25 mm sheet metal screws, max. spacing every 17 cm
8. Norgips 3.5 x 9.5 mm sheet metal screws with a self-tapping tip
9. Fastening pins, min. \varnothing 6 x 40 mm, max. spacing every 80 cm
10. Steel dowels, min. \varnothing 6 x 40 mm
11. Norgips Start & Finish ready-made joint compound or Norgips Start gypsum joint compound
12. Norgips reinforcing tape
13. Ready-made joint compound Norgips Extra Finish, ready-made joint compound Norgips Start & Finish, gypsum joint compound Norgips Finish

Technical data



Wall mass
9 kg/m²



Cladding mass
11 kg/m²

The above-mentioned parameters apply to a partition made of sheet metal profiles with a thickness of 0.55 and 0.6 mm.

Standard

★ BASIC

Provides a lightweight stable building with basic fire resistance. A robust and cost-effective solution.



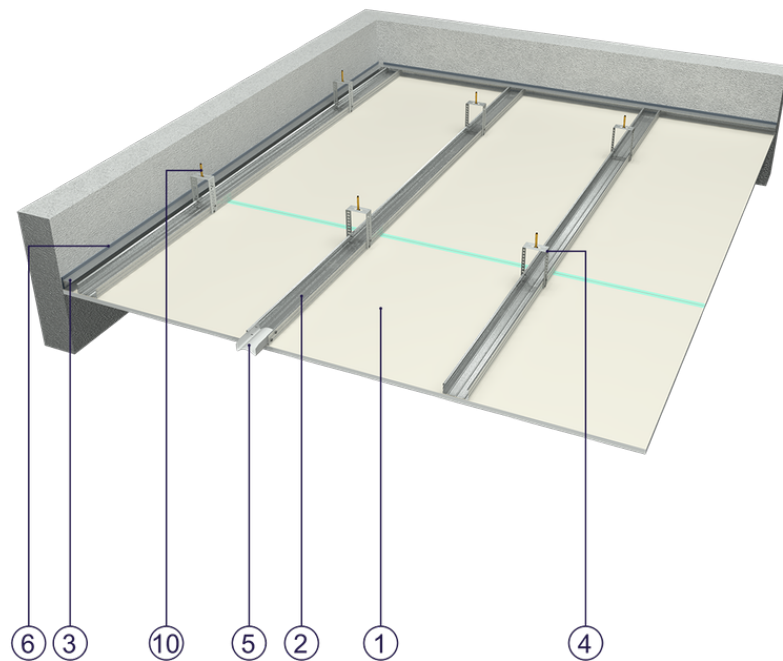


Fig. 1. Ceiling cladding view

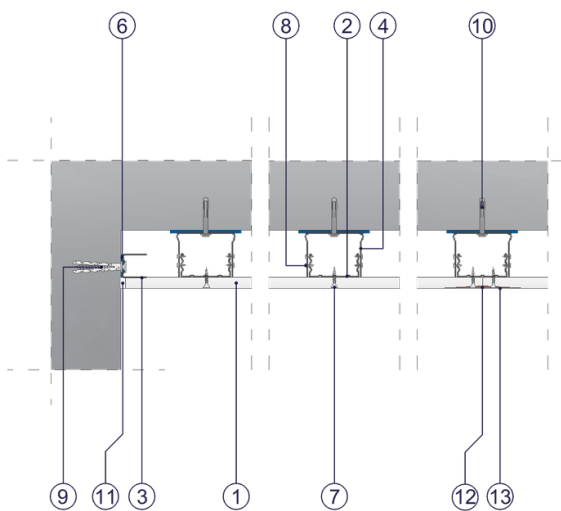


Fig. 2. Ceiling cladding horizontal section

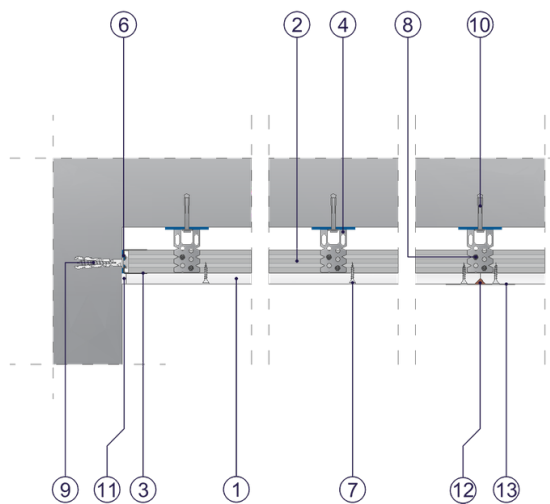


Fig. 3. Ceiling cladding vertical section