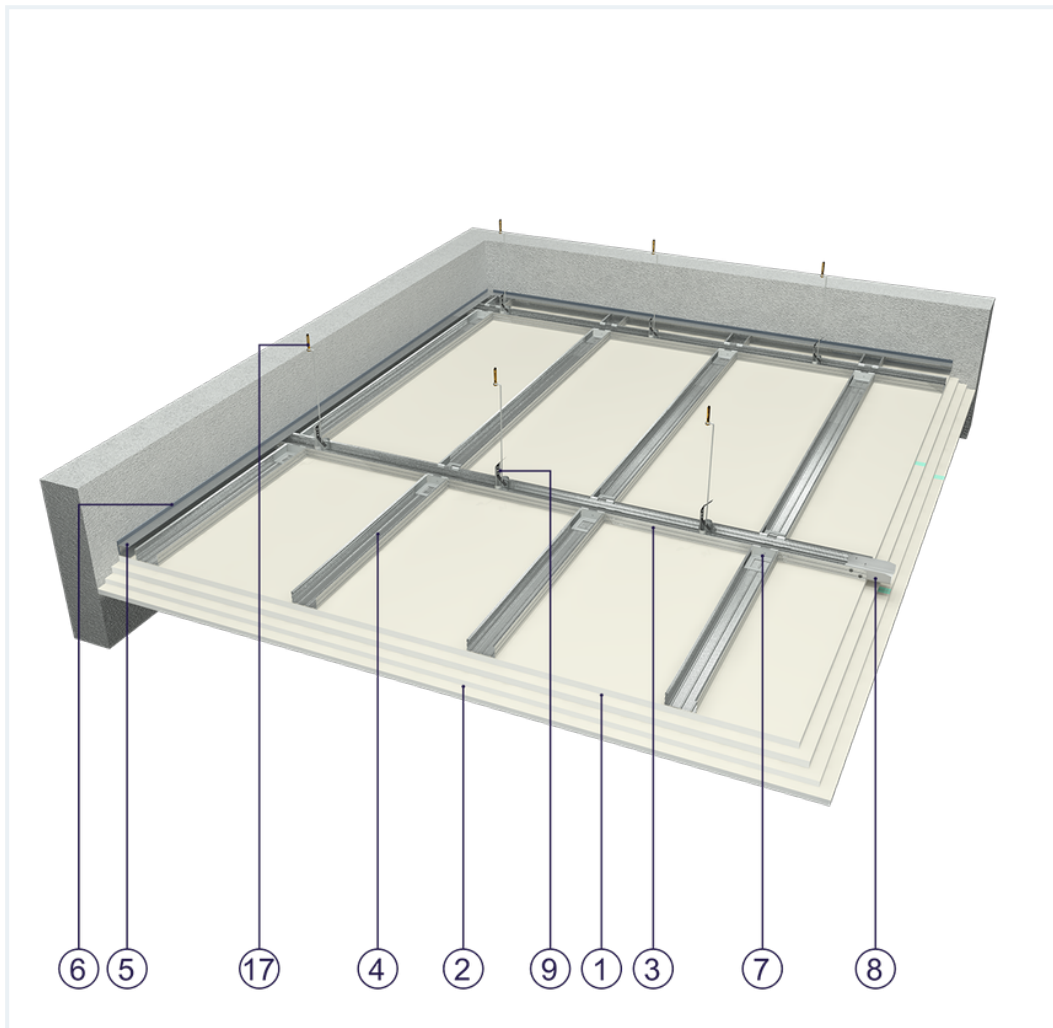


SYSTEM DATASHEET

Suspended ceiling SPJ - 2x15+2x12,5 GKFI DFH2/CD 60, S

on a single-level grid made of CD 60 profiles mounted on sprung hangers with four-fold GKFI type DFH2 type GKFI plasterboard sheathing with a thickness of 2 x 15 + 2 x 12.5 mm



Suspended ceiling elements

1. Norgips S GKFI type DFH2 gypsum plasterboard , thickness: 15 mm
2. Norgips S GKFI type DFH2 gypsum plasterboard , thickness: 12.5 mm
3. Norgips CD 60 profiles for upper layer, axial spacing every 120 cm
4. Crosspiece made of Norgips CD 60 profiles, spacing every 40 cm
5. Profile Norgips UD 30
6. Optional Norgips sealing tape, width 30 mm
7. Norgips single sided lateral connectors
8. Norgips crosswise connectors
9. Norgips rotary hangers with springs, spacing every 50 cm
10. Norgips suspension rods
11. Norgips 3.5 x 25 mm sheet metal screws, max. spacing every 40 cm
12. Norgips 3.5 x 45 mm sheet metal screws, max. spacing every 40 cm
13. Norgips 3.5 x 55 mm sheet metal screws, max. spacing every 40 cm
14. Norgips 4.2 x 70 mm sheet metal screws, max. spacing every 17 cm
15. Fastening pins, min. \varnothing 6 x 40 mm, max. spacing every 80 cm
16. Steel dowels, min. \varnothing 6 x 40 mm
17. Norgips Start & Finish ready-made joint compound or Norgips Start gypsum joint compound
18. Norgips reinforcing tape
19. Ready-made joint compound Norgips Extra Finish, ready-made joint compound Norgips Start & Finish, gypsum joint compound Norgips Finish

Technical data



Fire resistance class
EI 120 ¹⁾



Lining weight
51 kg/m² ²⁾

The above-mentioned parameters apply to a partition made of sheet metal profiles with a thickness of 0.55 and 0.6 mm.

In the SPJ system - 2x15+2x12.5 GKFI DFH2/CD 60. S the use of sheet metal profiles with a thickness of 0.5 mm is not allowed.

If a partition separates environments of various temperature levels, possible application of an insulating material must be preceded with an analysis of thermal and humidity conditions. Such an analysis may result, e.g. in the necessity to apply a vapour resistant foil.

1) Based on classification no. LBO-798-K/22

2) The weight specified does not include the insulation material weight.

Standard

☆☆☆ SUPER

It provides a very stable building with the highest fire resistance, sound insulation and hardness. Increased moisture resistance.



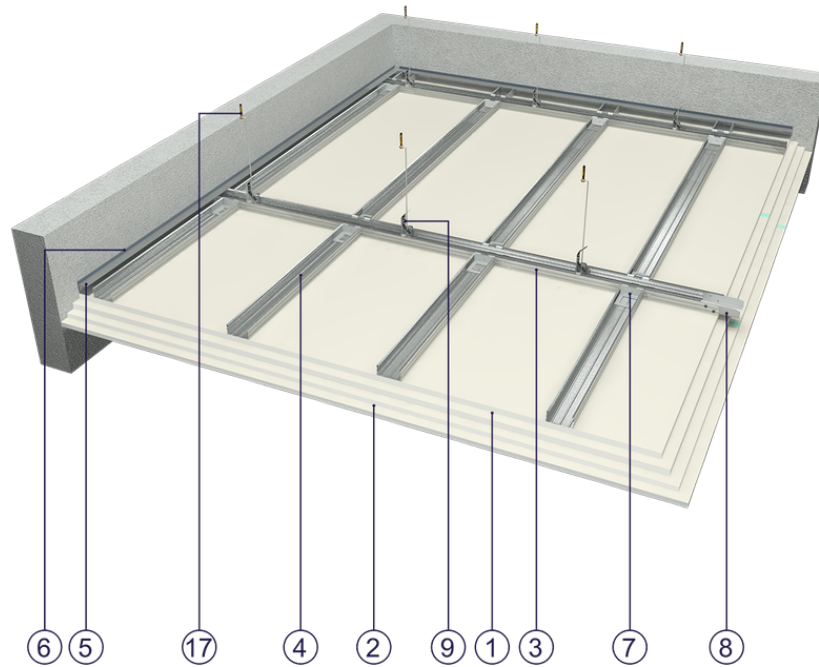


Fig. 1. Suspended ceiling view

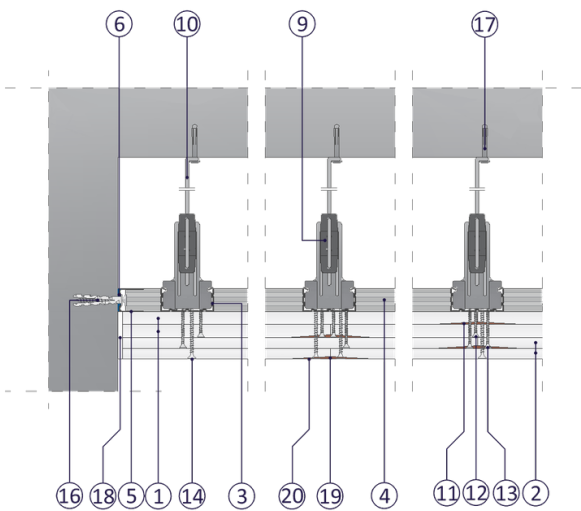


Fig. 2. Suspended ceiling horizontal section

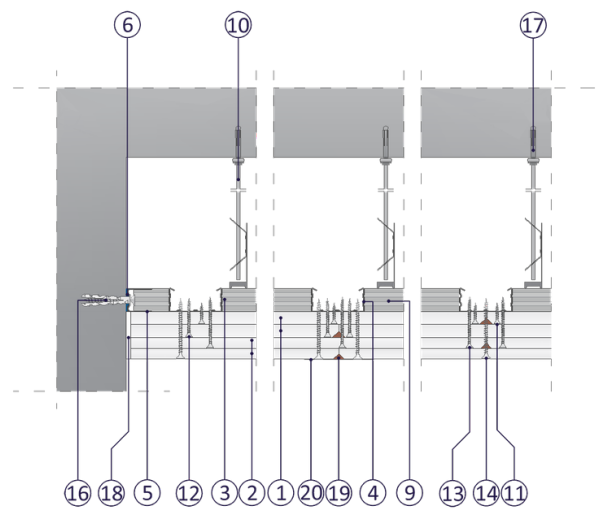


Fig. 3. Suspended ceiling vertical section